

## PROVIDING SOLUTIONS FOR YOUR BUSINESS.

## ENHANCED REPORTING CAPABILITY

### Overview

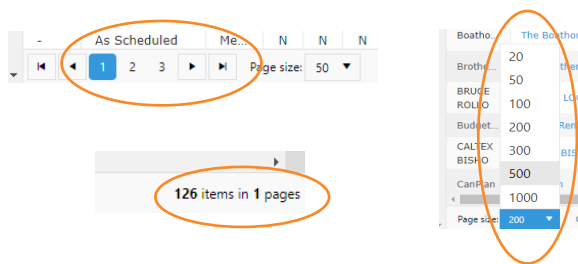
Quality reporting is the payback we all get from the hours of data input. The closer to real time reporting is, the more useful it is, as it can be used to effectively impact on our profitability. Therefore, Nimbus has added some very powerful functionality to this, our latest release of our reporting engine.

Functionality like being able to page through reports, locking header columns so they are always in view, easily adjusting column widths, filtering and sorting data using multiple criteria, adding images to rows in a report, moving and hiding columns and if that is not enough natively export any report direct to Excel for even more manipulation. Nimbus reporting is the powerful tool you need to manage your business.

### New productivity features

#### Reports can now be paged

Just like in an internet browser, the user can now determine how many records to fetch per page, per report and if there are more records than fit on the page it will create multiple pages for you to page through. Additionally, it will tell you how many records meet your criteria.



#### Header area can be hidden

Need more screen real-estate to view your records, then simply hide your header rows.

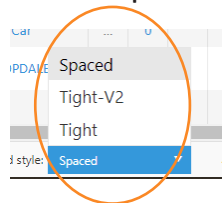
#### Columns that include currency now have totals

Each column that includes currency now not only has page by page sub-totals, but also includes a grand total for all items in the report making reports much more meaningful.

\$0.00	\$0.00	\$0.00	\$172.50	\$0.00
\$0.00	\$0.00	\$0.00	\$12,702.55	\$0.00
<b>Total:</b>	<b>Page Total:</b>	<b>Page Total:</b>	<b>Page Total:</b>	<b>Page Total:</b>
\$0.00	\$0.00	\$0.00	\$207,523.72	\$0.00
<b>Total:</b>	<b>Report Total:</b>	<b>Report Tot...</b>	<b>Report Total:</b>	<b>Report Total:</b>
\$0.00	\$0.00	\$0.00	\$207,523.72	\$0.00

#### Column width can be auto-scaled based on presets

Allows you to determine how much space you wish to allocate to each column, Spaced; Tight; Very Tight or Autosized in order to optimise readability and productivity. You can also manually adjust column widths.



#### Columns can be reordered

Don't like the order of columns for the task at hand, no worries, simply drag and drop the columns into the order you need, placing more important information in view with other information out to the right hand side.

Filter : NVers not contains V7.00 and not contains V7.01 and Responsible contains Banphot. and Finished contains N and Closed contains N a

Project	Task Type Edit	Rating Priority	Job Priority	Module	Object	NVers	RVer
Misc V6.07	E05	5 - A1	As Scheduled	Document Management	Intranet	<>V7.00	V6.07
-	E05	5 - A2	As Scheduled	Unknown	Scripts for Release	V6.07	

#### Fixed / locked header row

Column Headers now stay in view as you scroll down through a report making it easier to understand information you are looking at and increasing productivity.

## New productivity features (cont.)




### Column widths can be manually resized

Allows you to resize columns on the fly ensuring no valuable information is missed.

### Add an image to a row

Insert a column to display an image icon on each row, with the ability to click to explode for viewing. Imagine the possibilities. For example, view pictures relating to work out in the field.

Export ▾

Job Number	Purpose	Document Name	Extn	Size K	Key Words	Last Save	Image	Edit Doc	Save Return	Fetch Edit
1079	General	poem	.jpg	119	picture	01/11/2018 00:00				
1047	General	myAvatar (1)	.png	39	view photo	28/06/2018 00:00		take		Fetch
--	General	Damp_ New 03012018	.jpg	2687	xx	27/06/2018 00:00				
--	General	No Two	.docx	13	ssfg	25/05/2018 00:00		take		Fetch
--	General	No One	.docx	13	ss	25/05/2018 00:00		Banphot.	Banphot.	Edit

### Extended filtering options

Use boolean terms like greater than, less than, and, or, not, to focus your report on just the information you need, making you much more productive.

Tasks	Add Task	QA	Co. Pr.
>20			
37	+		A3
26	+	QA	Disc
22	+		F3

QA	Co. Pr.	Status	Champ
		<>Parked	
	zR	Concept	Brian
QA	L	Quality Assurance	Kaye
	Y	Concept	Brian

### Export to Excel as a native Excel spreadsheet

One click creates an Excel spreadsheet of any (view) report, complete with column headers. Allows you to then add formulas within Excel, to make it a fully interactive spreadsheet.

### Advanced column header widgets

Where applicable, allows you to enter predictive filters; date, calendar filters and currency filters allowing you quick and accurate access to the information you are after. Saves scrolling through hundreds, if not thousands of records, to locate the ten most relevant records you are after.

## Technology

- **Supports Chrome browser**  
By supporting Google Chrome, Nimbus is future proofing your investment.
- **Fast reporting**  
Advances in browser technology means using Chrome results in a much improved reporting speed.
- **Updated intranet**  
By continually updating the intranet Nimbus is not only protecting your investment, it is ensuring it can take advantage of technology change as they come along.
- **New look and feel**  
A consistent approach to the look and feel of all screens. Clean and simple.

## Technical specification

Nimbus V6.08

Operating System: Windows 7 and above

Browser: Chrome Version 70+ recommended, IE 10 and above supported

.NET 4. Required

For further details regarding specifications please contact us



0800 646 287



sales@nimbus.co.nz  
support@nimbus.co.nz



[www.nimbus.co.nz](http://www.nimbus.co.nz)



v1.0